



Artesian Stain is recommended for cured concrete. However, applications over freshly placed concrete are not uncommon. The stain is non-reactive and will not be affected by the curing process. Interaction between the color of the concrete and the stain can change though as freshly placed concrete is typically darker than cured concrete. Slight variations can be expected in the stain colors as the concrete lightens over time.

#### APPLICATION

Artesian stain application videos are available for viewing at [www.brickform.com](http://www.brickform.com).

Surrounding areas and foliage should be protected prior to staining. Any adjoining walls should be masked. The use of plastic sheeting for masking is appropriate, as it will not absorb and hold the stain. Wear a NIOSH approved respirator if adequate ventilation is problematic. The use of chemical resistance gloves and chemical splash goggles is appropriate. Wear suitable protective clothing to protect skin.

Application of Stain: Divide work area into manageable sections, utilizing natural break points such as walls, joints or other features. It is important to control wet edges to minimize overlap marking during application. Do not walk on wet stain.

Thoroughly mix the ARTesian Stain prior to use. If you have jugs with different lot numbers, combine them and mix to ensure even coloration throughout the project.

Apply Artesian Stain with a plastic pump up type sprayer using caution to avoid track lines from the spray pattern. A circular motion with the wand is desired. ARTesian Stain may be applied full strength or diluted with water to desired rate.

Applying additional coats is optional. Supplementary colors may be combined at desired rates and number of coats. Customarily apply lighter colors first. In addition to spraying, some contractors employ mopping, sponging, and ragging, especially for accenting.

One to two coats is generally required to achieve desired results. Additional coats may be applied to achieve special effects or highlighting. Do not over apply stain as excessive pigment will sit on the surface and cause problems with sealer adhesion.

Treated surfaces should remain undisturbed until dry to the touch prior to second coat or sealing.

The second or final coat of stain should then remain undisturbed until dry to the touch.

Many different techniques can be used to achieve unique, artistic looks with the Artesian Stain. Mixing different colors together, applying "highlight" colors over other colors while they are still wet, rag rolling, sponging and other faux finishing techniques are all acceptable when using the Artesian Stain.

#### SEALING

Once the Artesian Stain has completely dried it will need to be sealed. Failure to seal and maintain sealer on the Artesian stain will result in premature wear and fading. Drying times will vary depending on ambient conditions. For example, exterior applications on a sunny, warm day may be ready for sealer in a couple hours. A cool basement may take as long as 24 hours. Use of fans to assist drying in interior applications is recommended.

Use Brickform Safety-Seal, Gem-Seal, Poly-Seal or Poly-Astic for color enhanced, "wet look" finishes. Use Brickform Decopoxy or Uremax for a low odor alternative to solvent based sealers.

Do not use Brickform Satin Seal on concrete slabs stained with the Artesian water based stain.

Brickform Satin Seal can be used in conjunction with the Artesian stain only when the stain has been applied over a Brickform overlay/resurfacing product. Consult the Technical Information Sheet for the sealer you are using. These are available at [www.brickform.com](http://www.brickform.com).

Once sealed, protect the surface from foot traffic for 24 hours and vehicular traffic for 72 hours.

#### COVERAGE

Coverage: One gallon, undiluted, will cover 200-300 square feet per coat.

#### PACKAGING

1 gallon (3.8 liter) jugs, 4 jugs per case, 36 cases per pallet.

#### STORAGE AND SHELF LIFE

Keep from freezing. Store in cool, dry location. Shelf life of properly stored materials is 12 - 18 months from date of manufacture in unopened original container.

#### CLEAN UP

Clean tools and equipment immediately after use with clean water.

#### LIMITATIONS

Variations in ready mix concrete, finishing techniques and application technique will affect final appearance. A mock-up/test area is always recommended.

ARTesian Stain will not hide existing concrete discoloration, blemishes, cracks or other surface problems. Any patched area will be affected differently than the original concrete. Concrete composition, porosity, age, texture and surface characteristics will affect penetration and final color results.

Extremely dense or tight surfaces may require mechanical abrasion prior to application to ensure proper penetration.

Dirty or contaminated surfaces may prevent adequate penetration of ARTesian Stain and severely limit color results.

Apply in ambient and surface temperatures above 40°F and rising and lower than 90°F.

#### PRECAUTIONS

Review material safety data sheet prior to product use and for additional information.

Keep out of reach of children.

Wear protective clothing, gloves and goggles when handling and/or applying ARTesian Stain.

Avoid contact with skin and eyes. Flush skin and eyes with water if contact occurs.

Avoid ingestion of stain. If ingestion occurs, contact a poison control center immediately

#### WARRANTY

BRICKFORM warrants that these products will be free from defects, and will perform as specified in the Technical Data Sheet, provided that storage, use and application of product are in accordance with manufacturer's recommendations and application instructions. The exclusive remedy of the user or buyer and the limit of the liability of this company for product proven defective shall be the purchase price paid by the user or buyer for the quantity of the BRICKFORM products involved. BRICKFORM shall not be liable for indirect, incidental, consequential, or special damages, whether due to breach of warranty or tort (including without limitation BRICKFORM).

#### MANUFACTURER

BRICKFORM, A Division of Solomon Colors, Inc.

#### ORDER SPECIFICATIONS

Product	Container Size	Item No.
ARTesian Stain	1 gallon	AS 100-1800
Shipping Weight		
10 lb		



**ARTesian**  
WATER-BASED STAIN

### COLOR SELECTION GUIDE AND TECHNICAL INFORMATION



**BRICKFORM ARTesian Stain is designed to produce the aged appearance of stone or masonry and has no volatile organic compounds and is ready-to-use, requiring no mixing or thinning.**

**Zero VOC • Water-Based • Interior/Exterior Use • Apply with Sprayer • MUST BE SEALED**

#### PRODUCT DESCRIPTION

Artesian stains are penetrating, water-based stains that produce unique color effects in finished cementitious surfaces that simulate the natural shadings and aged appearance of stone or masonry. The color effect produced is unique to each stained surface and cannot be duplicated with other materials. ARTesian Stain contains no acids or harmful chemicals and works as an alternative to typical reactive acid stains. There are no acids or harmful chemicals integrated in its design.

#### BASIC USES

Artesian Stain may be applied over any properly prepared vertical or horizontal concrete surface, cement based overlays, some masonry surfaces, artificial rock displays, water features, themed finishes or pre-cast concrete products.

#### COMPOSITION

Artesian Stain is a water-based formulation. ARTesian Stain contains no hydrochloric acid, making it more environmentally friendly.

#### COLORS

Artesian Stain is available in 18 standard colors. Greens and Blues, unlike reactive stains, can be used outdoors. The colors can be diluted with water to achieve muted tones.

#### APPLICATION

Samples and Mock-ups: Brickform strongly recommends samples and/or job site mock-ups when using the Artesian water based stain. The product is translucent and will look different on every slab. Variations in cement color, finishing operations and surface preparation will have an effect on the final color outcome. The color chart is a general guideline and should be used as such. Use jobsite mock-ups for final color determination. Applications on overlays will

typically yield stronger colors and samples should be made using the application method planned for the field installation. Colored concrete will also have an impact on the final color outcome and samples to determine the interplay between the slab color and the stain are recommended.

#### SURFACE PREPARATION

The concrete surface must be thoroughly cleaned and profiled before using the Artesian Stain. Nothing should block the porosity of the host surface. Dirty or contaminated surfaces may prevent adequate penetration of Artesian Stain and limit color results as well as cause problems with sealer adhesion.

The recommended profile for Artesian Stain is CSP 1 or 2. Concrete Surface Profile guidelines are written by the International Concrete Repair Institute and are outlined in Guideline No. 03732 Selecting and Specifying Concrete Surface Preparation for Sealers, Coatings, and Polymer Overlays. Copies of this guideline are available for purchase at [icri.org](http://icri.org).

Generally speaking the slab must exhibit a profile similar to that of 100 grit sandpaper and must be absorptive to water. The chemical or mechanical means described in the guideline to achieve this profile will be determined by the slab to be stained. It is very important to properly clean and profile concrete to ensure a successful installation.

Surface preparation videos can be viewed at [www.brickform.com](http://www.brickform.com).

Some very dense concrete with tightly trowelled surfaces may require mechanical preparation methods to open the surface prior to applying the Artesian Stain to ensure proper penetration. Surfaces requiring this type of preparation can be identified during the mock-up. Artesian Stain that can be easily removed indicates that the material was not able to penetrate.



## COLOR SELECTION GUIDE AND TECHNICAL INFORMATION

Disclaimer - Colors shown are an approximation of actual color. To confirm an exact color, have your contractor prepare a color sample for your approval before actual construction. Brickform accepts no responsibility for color matching or misprints.



TIGEREYE AS-1600



BUTTERNUT AS-1500




HARVEST GOLD AS-800



CAMELBACK AS-200



BURLAP AS-100



EBONY AS-600




DRIED THYME AS-1700




OLYMPIC BRONZE AS-500




AGED WALNUT AS-1000



SCARLET AS-700




CHESTNUT AS-400



CAJUN RED AS-300




SANDBANK AS-1200



SALMON AS-1300




OAKMOSS AS-1400



GREENBELT AS-1100



CAPRI AS-1800



DEEP SEA AS-900

Applied to **WHITE** Micro-Topping  
Applied to **GRAY** Micro-Topping